



Design Studio 1: Shaping Interactions and Experiences

Carnegie Mellon University / Design & Information Systems / Alexander R. Wilcox Cheek / CC BY-NC 2.0

Device name:

Designer's Name:

Draw the device as a stand-alone object from two angles. Include call-outs describing functionality, materials, or technology.






Describe the device, where it lives, and the purpose it serves:

Device name:

Designer's Name:

Storyboard the device in its intended environment with people interacting with it. Include captions below.



What is the device's gesture and what information will be provided in return?

What is the device's voice command?

Design Studio 1: Shaping Interactions and Experiences

Carnegie Mellon University / Design & Information Systems / Alexander R. Wilcox Cheek / CC BY-NC 2.0

Device name:**Designer's Name:**

Photograph the intended context of use and sketch the device over-top of the image: